

DASV Partnership Board

Outcomes Framework and System Diagnostics Summary Q2 2023-24

Tackling domestic abuse and sexual violence is a cross cutting multi-agency priority across Cornwall and Isles of Scilly.

This Outcomes Framework is a developing process and was initially designed to integrate the four national principles: Prevent, Provide, Risk Management and Criminal Justice and Partnership. It continues to be updated to present the findings in more user-friendly **thematic areas**.

The framework's aim is to provide a **transparent tool**, supporting accountability, learning and indicating how the system might be performing. Following agreement across the DASV Partnership Board, partners have supported the development of the framework.

Data given in this report is for the 12 months ending September 2023 (rolling year) unless specified otherwise.

Key

Direction of travel	
Improving	↑
Flat/stable	→
Declining	↓
Unable to compare to Previous Quarters	●

Key Notes and areas for discussion Quarter 2 2023/24

- This report contains limited data from Devon and Cornwall Police while they **upgrade their incident reporting systems**. Preliminary, experimental reporting has resumed as of September 2023; however, it is expected that this will take some time to return to normal.
- Figures for **Domestic Abuse (crimes)** appear to have decreased in the year to September 2023, however it is not understood whether this an artifact of the systems changing over or something that's happening on the ground.
- Reported **Rapes** and **Other Sexual Offences** are approximately where they were in Quarter 2 2022/23.

Crime Type (All ages)	Q2 2023/24	Q2 2022/23	Change	DoT
Domestic Abuse Crimes	6047	6516	-8%	↓
Rape	592	604	-2%	→
Other Sexual Offences	1041	1039	0%	→

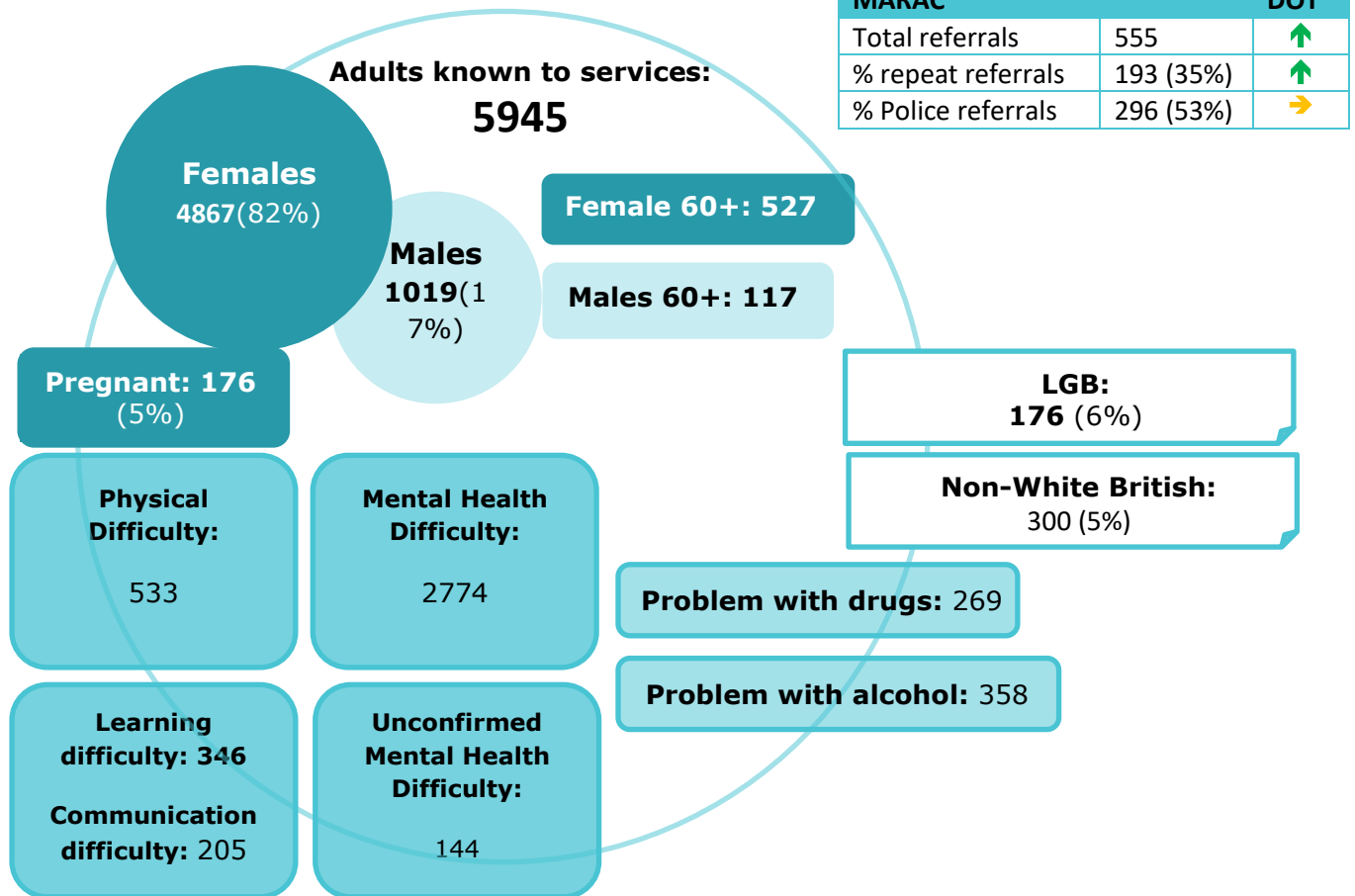
- The number of individuals (U18s and adults) referring into commissioned Domestic Abuse and Sexual Violence services continue to rise, albeit at a slower pace more recently, continuing to put **pressure on caseloads**. We are presently seeing an 11% year-on-year rise in the number of clients known to Safer Futures.
- **MARAC referrals are increasing** but still only just over half of what we should be seeing
- Referrals from Devon and Cornwall Police and Safer Futures make up almost **three quarters of all referrals (72%) into MARAC**.
- **Repeat referrals to MARAC** have increased slightly (from 33 – 35%), within the SafeLives target range
- Referrals into **MARAC** for under 18s has remained stable at the low level of 6 individuals
- The number engaging with services to change their behaviour remains consistent, if low, as a proportion of all incidents of domestic abuse. Information from the partnership's commissioned **Change 4 U** service indicates that 346 individuals were referred into the service in the latest year, 169 of these looking to change their behaviour
- The number of people referred into and completing the **Building Better Relationships programme** has increased in Quarter 2 to 10 and 15 respectively.

- **ISVA** engagement remains stable at around eight in ten referrals maintaining positive rate of 81% from Q1

System Summary

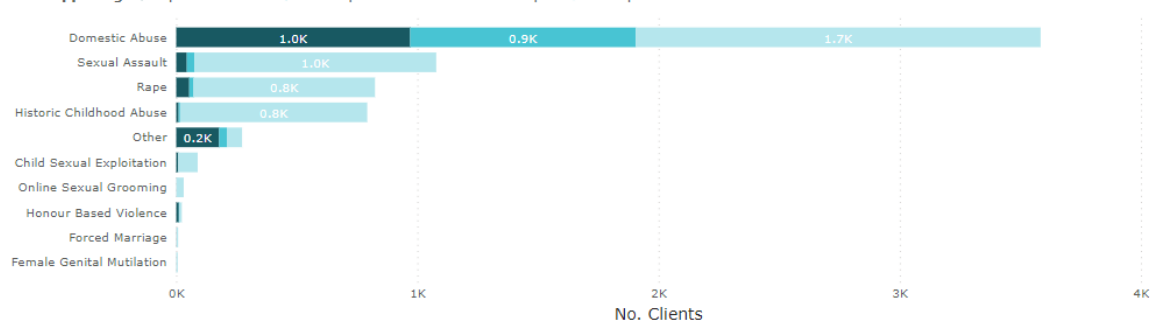
Annual Prevalence estimates: Domestic Abuse – 21,000 victims; Sexual Violence 3,000 victims. 1/3 men.

Client Profile - Adult¹



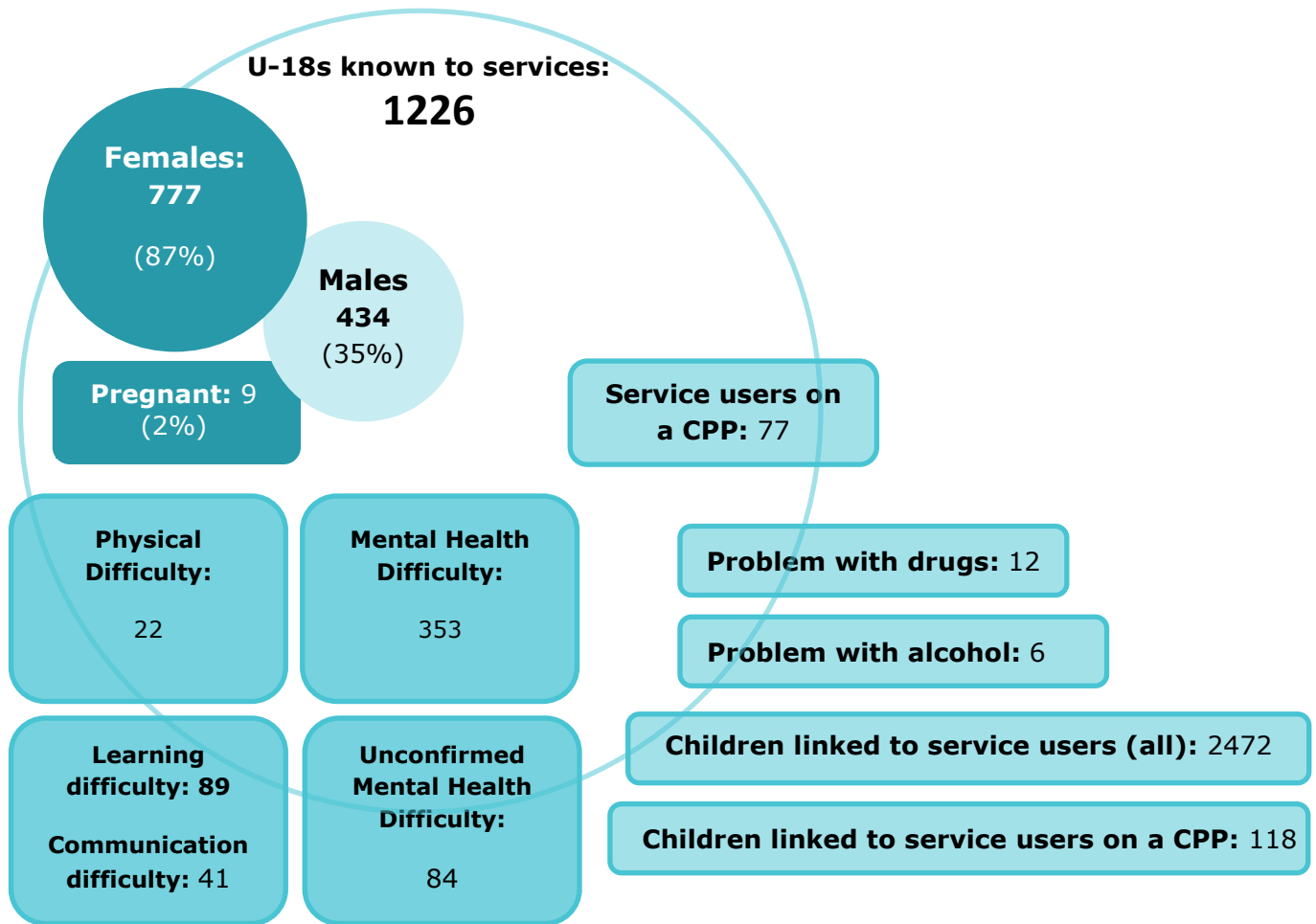
Abuse Typology

Abuse Happening: ● At point of referral ● Both at point of referral and in the past ● In the past



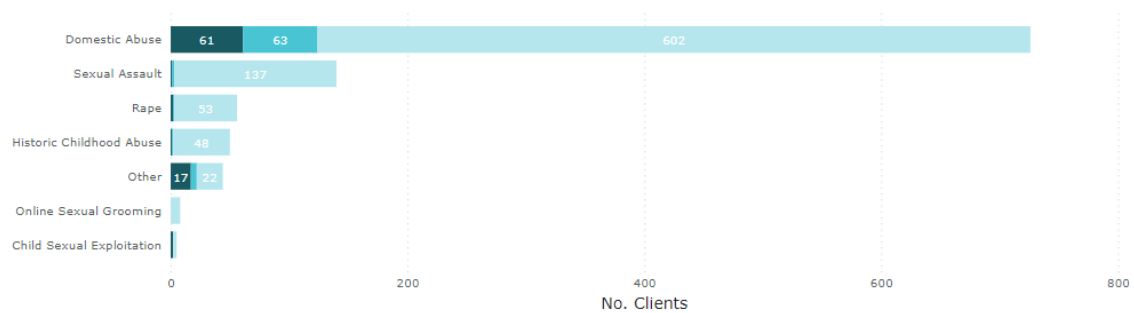
¹ Safer Futures, integrating First Light and Barnardo's data, clients open in latest year to September 2023 (in depth diversity data from Safer Futures only).

Client Profile – Under 18



Abuse Typology

Abuse Happening: ● At point of referral ● Both at point of referral and in the past ● In the past



Focus on Commissioned Services

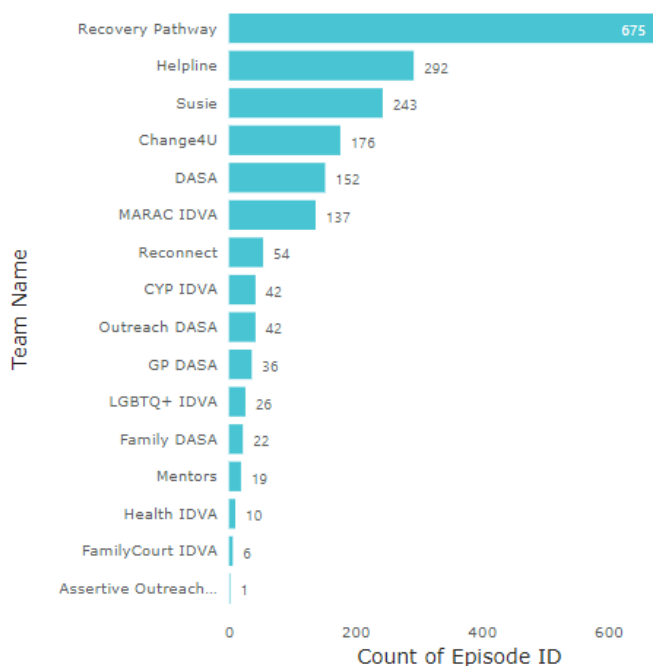
While incidents reported to police in Cornwall had remained stable up to October 2022, the number of people in contact with the commissioned domestic abuse services had been rising steadily, especially since the beginning of 2021.

Client U18 at referral	Client Count (Latest Year)	Client Count (Last Year)	Client Count (2 Years Ago)	Cohort Change (Year on Year)	Cohort Change %	Cohort Change %: Arrow Trend
18+	5945	5390	5003	555	10%	↑
U18	1226	1039	963	187	18%	↑
Total	7145	6411	5959	734	11%	↑

Around 1852 client episodes (interventions) were **open** at the end of September 2023 across the Safer Futures services, with the **largest proportion belonging to the Recovery Pathway and therapy** elements of the service. Around a **quarter of these episodes are dealing with reducing immediate risk** to clients and their families.

In terms of **individuals displaying abusive behaviour that go on to rehabilitative services**, numbers are still very small – especially when considered as a proportion of those responsible for the incidents recorded in the police data, however they are rising. Information from the partnership's commissioned Change 4 U service indicates that 346 individuals were referred into the service in the latest year, 169 of these looking to change their behaviour while the rest are made up of partners and those enrolling with a Healthy Relationships intervention.

Episodes Open Now



The number of people referred into the **Building Better Relationships programme** has increased in

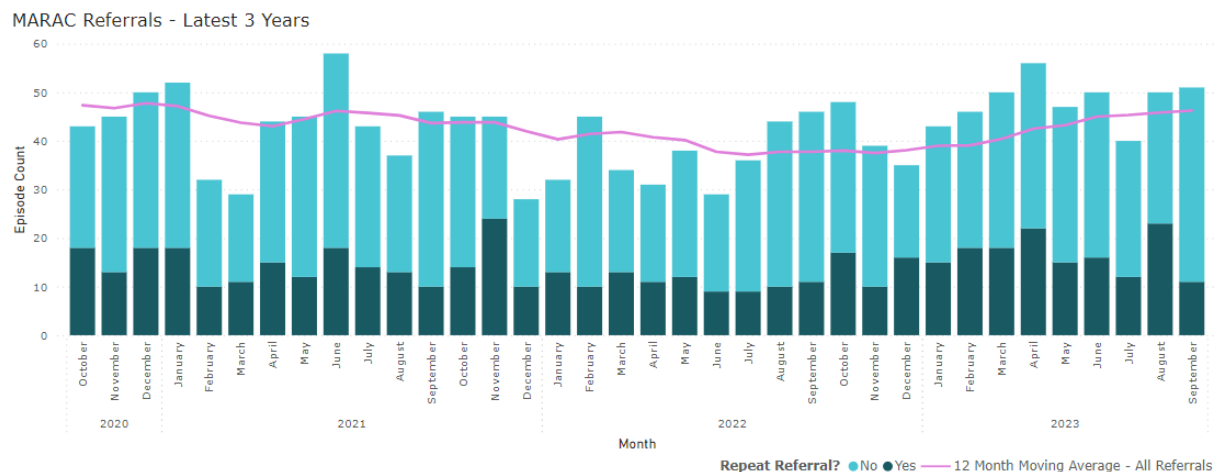
Quarter 2 with 10 individuals recorded in the latest quarter, and 15 completing it.

There are presently **82 MAPPA managed individuals** with a Domestic Abuse flag on their record, accounting for around 17% of offenders of the total group of 485.

MARAC

The MARAC saw 555 cases in the last months to Quarter 2 23/24 which is an increase from the 540 in the previous period.

Referral numbers into the Cornwall MARAC had been dropping since at least 2016/17, which heard just under 800 cases per year across 6 districts. By July 2022, this figure had dropped to just 445 cases per year. Following the implementation of the MARAC Improvement Plan, numbers have begun to rise since the end of Quarter 3 2022/23.



Local case numbers are at 60% of the expected 920 referrals per annum, if growth continues at the current rate, levels would be expected to reach the recommended 920 within three years. Feedback from the MARAC Review indicated that there is more work to be done in terms of making the **referral process into MARAC more streamlined** and this is a priority for the MARAC Steering Group.

Repeat referrals to MARAC have increased slightly (from 33 – 35%), within the SafeLives target range² and, at 35%, is congruous with the national average, indicating that the ongoing risk management of the Cornwall MARAC is highly effective for the cases that are heard.

The total proportion of **MARAC referrals** made by **Devon and Cornwall Police** is well below the national average³ at 53%, having been dropping over the last three years. While work to address **lack of overall referral numbers** continues to see some positive gains and a larger cross-section of organisations is beginning to make their own, it is referrals from Devon and Cornwall Police and Safer Futures that make up almost **three quarters of all referrals (71%) into MARAC**.

² The SafeLives recommend target range for repeat cases (heard within 12 months of original) is between 28% and 40%

³ 67% England and Wales

Additional support for adults

A total of 352 adults were engaged with The Women's Centre Cornwall in the 12 months to the end of September 2023. More than half of these clients (57%) report their primary reason for seeking support is due to **non-recent abuse, most likely to be Child Sexual Abuse**.

CLEAR reported 385 adults and 249 referred into the service over the 12-month period to the end of September 2023.

Children's Interventions

The latest information from The Women's Centre Cornwall indicates that they work with around 54 girls under the age of 18 each year. Three quarters of these report that their **abuse is non-recent** most of this abuse is recorded as CSA or other sexual violence.

Referrals of under 18s into CLEAR have remained fairly stable with 249 referred in the last 12-month period. Data indicates that just under half of all engaged clients had a **primary support reason of Domestic Abuse** and a quarter for **Child Sexual Abuse**. Just under half (88 clients) of all cases showed a significant improvement in dealing with the impact of their difficulties.

Data from the Halo case management system indicates that **1226 young people** (under the age of 18)⁴ were involved with a service provided by Safer Futures in the year to September 2023, stable when compared with Quarter 1, however this represents an overall annual rise of 18%. The service profile indicates that of the 389 episodes currently open in Safer Futures to those under 18, the majority (77%) are receiving a **therapeutic intervention** and a further 13% have been working with the **Reconnect pathway**.

A total of 2472 children under the age of 18 were recorded as being **linked to service users** where a referral had been made in the latest year.

At **MARAC, 5 cases were identified where the victim was under the age of 18** for the year ending September 2023, this takes this figure back down to 2021 levels following a spike in the year to April 2022 where 16 victims under the age of 18 had been referred.

There are six total instances of cases heard over the last year where the **person displaying abusive behaviour was under the age of 18**, with the majority of these victims being peers, between the age of 16-19.

Overall improvements in the recording of data and structure of the electronic case management system mean that we can now identify **559 children** were linked to 235 clients discussed at MARAC.

⁴ At point of referral

Sexual Assault Referral Centre and ISVA Service

The Cornwall SARC has amended the information that it provided from Q1, allowing us to account for some of the wider interventions that take place within the service. As it was the first quarter in which it had been presented, it is not presently possible to compare with previous periods. The data shows that the service made **91 significant adult interventions** across Quarter 1, including 34 forensic medical examinations. No data was provided for Q2 in time for inclusion in this report.

Individuals engaging in abusive behaviours

NPS and MAPPA

The proportion of NPS managed individuals with a DV flag completing Community orders and Suspended Sentence orders, and License and Post Sentence Supervision periods has increased again in the latest quarter. Numbers are very small and therefore proportionally volatile to slight changes.

The percentage of MAPPA managed individuals with a DV flag has remained consistent with the previous quarter – 74 people – making up around 16% of the caseload. The number of sex offenders discussed at formal MAPPA meetings has decreased in the latest quarter.

Ref.	Measure	Q1 23/24	Q2 22/23	Q2 23/24	Direction of Travel
38	NPS managed perpetrators with a DV perpetrator flag completing Community Orders and Suspended Sentence Orders	14 (56%)	28	25 (64%)	↑
39	NPS managed perpetrators with a DV perpetrator flag completing License and Post Sentence Supervision Periods	7 (30%)	18 (41%)	10 (50%)	→
40	Number of MAPPA managed individuals currently managed by probation who have a DV perpetrator flag.	82 (17%)	326 (15%)	74 (16%)	→
41	Number of individual sex offenders discussed at formal MAPPA meetings in the quarter	13	14	10	↓