



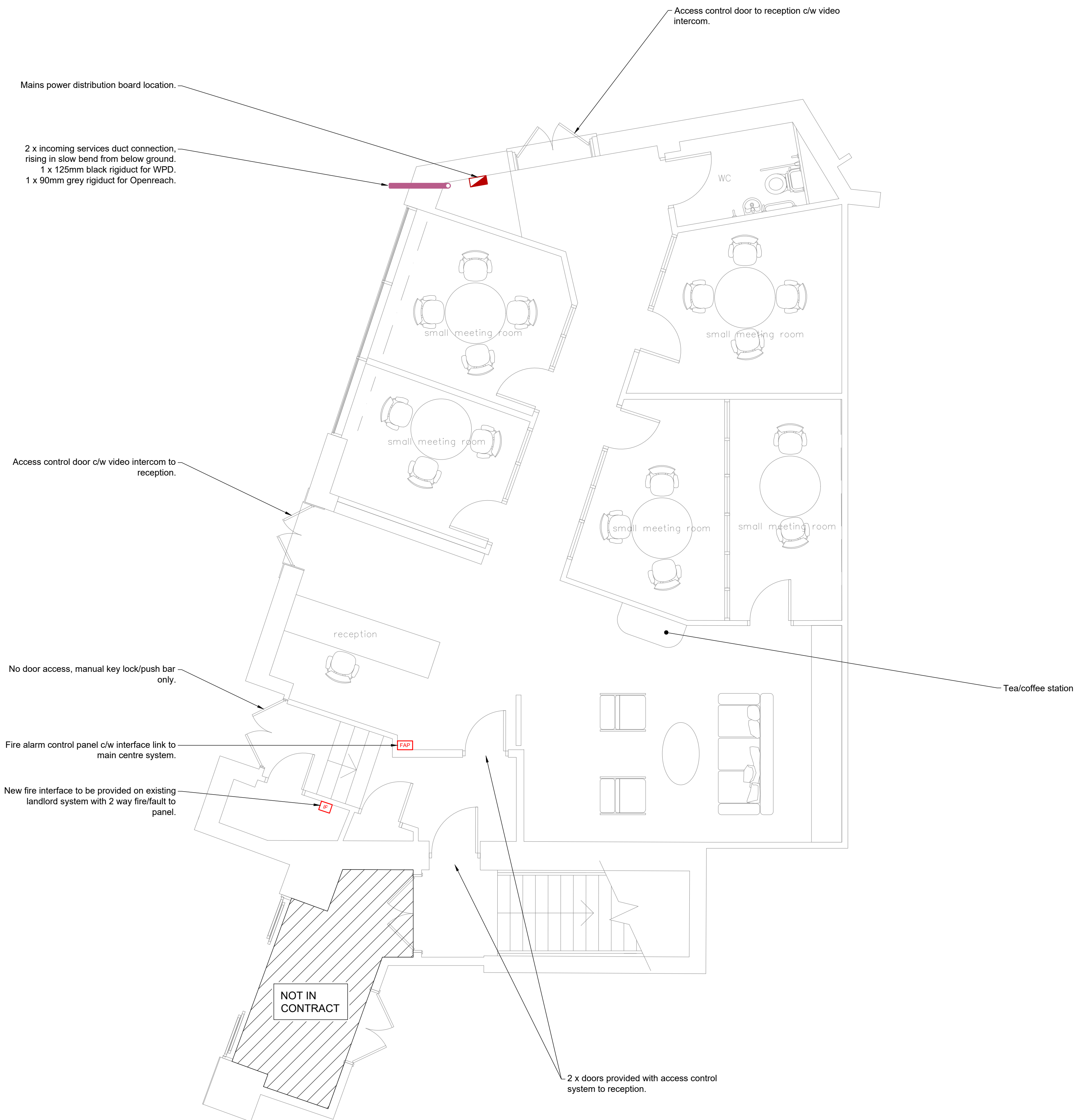


Legend :

-  Distribution board
-  Fire alarm panel
-  Interface unit
-  External duct

Notes :

- All services to be installed to BS7671:18th Edition, including all amendments.
- This drawing is indicative only to show the works that are required and is not to be used as an installation drawing. The contractor is to include for the preparation of his own dimensional and detailed working drawings showing site measurements, provision of builders work and liaising with all other installers of equipment regarding final positions of lights, accessories, tunking, conduit and cable routes etc.
- For light fitting details, see luminaire schedule.
- This drawing is to be used in conjunction with the Architect's drawings.
- Refer to electrical specifications before proceeding.
- Drawings to be read in conjunction with the room data sheets and specification.
- The Contractor shall provide all calculations, including lighting, emergency lighting, cable calculations, VAD spacing and confirmation of compliance with requirements of the SDEM.
- The Contractor shall include for all negotiations and coordination with utility providers.
- The Contractor shall provide a demonstration of the full workings of all equipment and systems once commissioned.
- The installation is to be fully exposed soffits with exposed services throughout. The installation shall therefore be fully coordinated with all services and architectural requirements. The surface installation shall be considered and detailed with coordinated drawings indicating all surface installations, containment for all services and equipment.
- The fire alarm shall be interfaced to the shopping centre fire alarm system via a new interface and connection. The contractor shall employ the services of the fire alarm specialist for the centre to provide the interface and all associated connections/wiring.
- All lighting to be standard on/off control to the circulation areas via surface PIR Units. DALI lighting control with dimming facility shall be provided to the office areas via daylight dimming only via the daylight sensing PIR units. DALI lighting and manual dimming control shall be provided to the 3 large meeting spaces only.
- Small power shall be via black galvanneal steel conduit surface mounted to the perimeter with metal dust blank sockets and boxes. All wiring to be contained on the high level tray system with vertical conduits linking at high level.



Ground Floor

Rev. | Details | Date | Dwn | App

BENNETT WILLIAMS
BUILDING SERVICES CONSULTANTS

106 Dions Green Road
Dunelm,
West Midlands
DY2 7DQ

Tel | 01384 236 222
Email | office@bennettwilliams.co.uk
Web | www.bennettwilliams.co.uk

Client :
Cherwell District Council

Project :
Project Castle - Brethertons
Castle Quay Shopping Centre
Banbury
Description :
Indicative Ground Floor
Power and Ancillary Services

Date : 27/09/2021 Dwn : ERA
Scale : 1:50 @ A0 Ok'd : RP
App : RP

Drawing No. : 11633-E-003 Rev. : T1

TENDER