



# D2N2 Children in Care Market Position Statement 2021



Derby City Council



Nottingham

City Council

## MARKET POSITION STATEMENT – D2N2 CHILDREN IN CARE PLACEMENTS



### Introduction

Derby City, Derbyshire County, Nottingham City and Nottinghamshire County Councils known collectively as **D2N2**, are working together to develop sub-regional commissioning of placement provision for their children in care via the 'D2N2 Children in Care (CiC) Framework'.

**D2N2** is one of the largest Local Enterprise Partnerships in England covering an area of 4900km<sup>2</sup> and with a total population of just under 2.2million; the D2N2 local authorities fall within this footprint.



Since the D2N2 CiC Framework commenced in February 2020, we have promoted a collaborative approach to the commissioning of residential children's home and foster care placements.

We aim to develop our own local authority provision and to work with providers in the independent sector to ensure that there is enough provision to meet the needs of our children and young people in their local community wherever possible.

## MARKET POSITION STATEMENT – D2N2 CHILDREN IN CARE PLACEMENTS



### Placements Fact Sheet

Charts below give a snapshot of the latest quarterly D2N2 placement statistics available to help you understand our needs.

### Framework Placements April 2020- September 2021

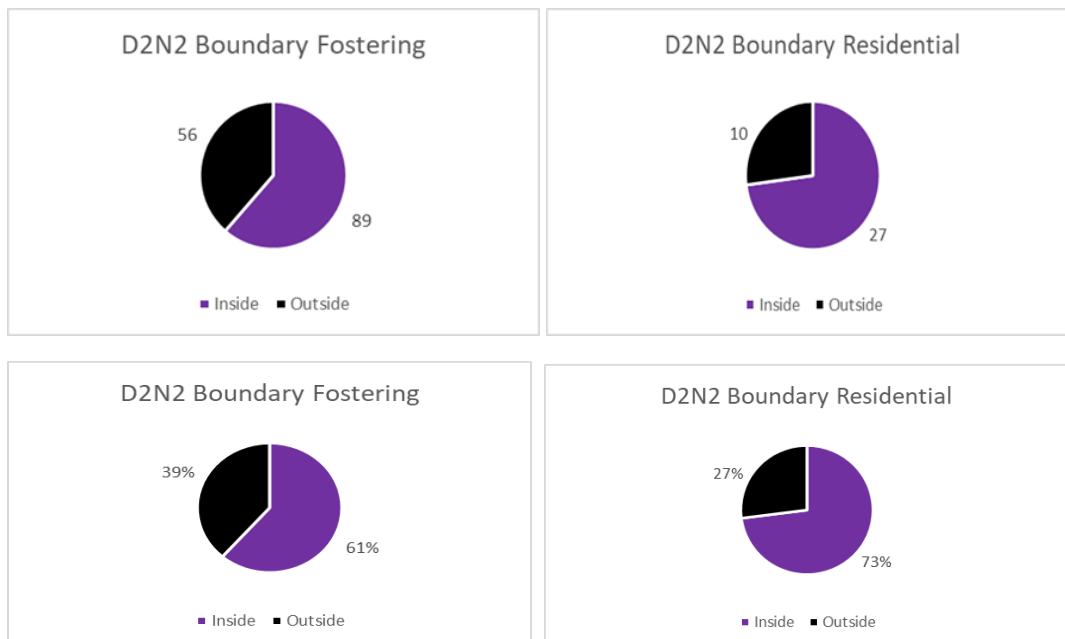


In total 671 placements were made on the D2N2 Framework from April 2020- March 2021.

During quarters 1-2 of 2021-2022, 398 placements were made.

### D2N2 Framework Placements July-September 2021

#### D2N2 Boundary



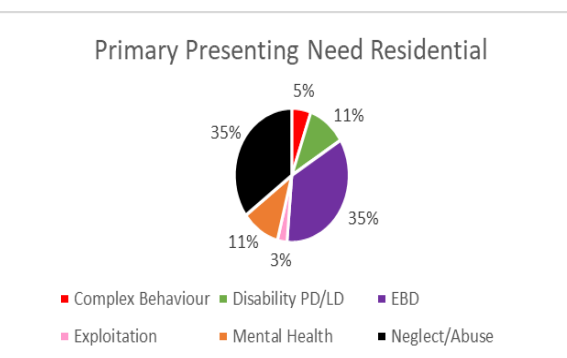
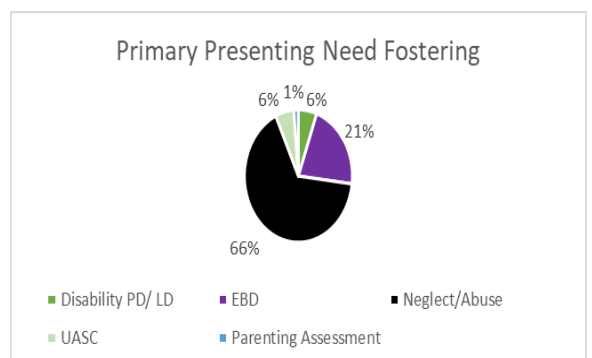
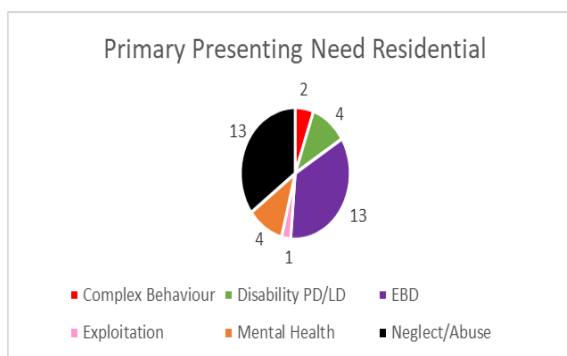
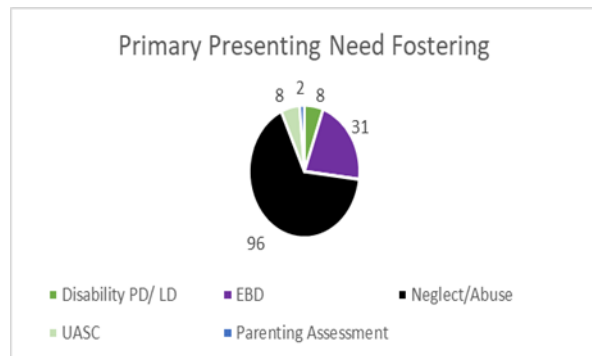
\*D2N2 Boundary is the Derby/Derbyshire/ Nottingham/Nottinghamshire area shown on the MPS map.

More placements for both fostering and residential were made locally than at distance, but D2N2 still need to work with providers to develop further local provision to meet our children and young people's needs in their local community wherever we can.

## MARKET POSITION STATEMENT – D2N2 CHILDREN IN CARE PLACEMENTS



### Primary Presenting Need



The most common presenting need for fostering placements was neglect/abuse, for residential neglect/abuse and EBD were equally prevalent.

This Market Position Statement (MPS) sets the business intelligence that will support our partners in the independent sector to develop provision in the local area.

### Key issues

- **The number of children coming into care continues to rise**
- **Placement demand exceeds placement supply**
- **Market forces are pushing up unit costs**
- **Young people are presenting with increasingly complex needs and/or challenging behaviours**
- **Too many placements are ending with little notice, often without consistent effort to resolve issues and stabilise, resulting in disruption and unplanned moves**
- **The right placement for a child is not always available in the right location, this means care plans may be compromised**

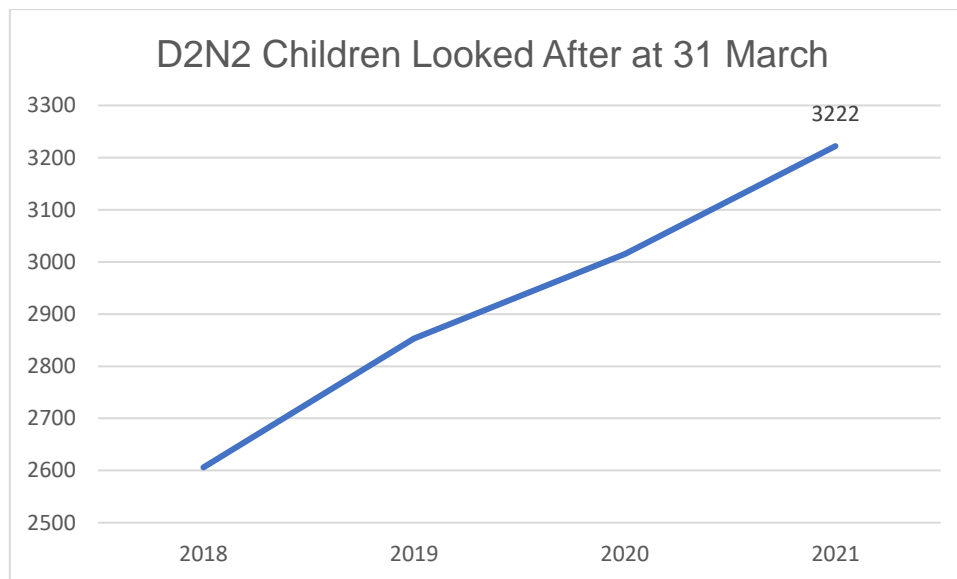
## MARKET POSITION STATEMENT – D2N2 CHILDREN IN CARE PLACEMENTS



### Predictions of Future Demand

Data as of 31/03/21	No. children looked after	No. children starting to be looked after during year ending 21
Derby City	642	239
Derbyshire	899	373
Nottingham City	685	224
Nottinghamshire	996	392
<b>D2N2 TOTAL</b>	<b>3,222</b>	<b>1,228</b>

Data source: DfE Statistics: Children looked after in England Reporting Year 2021



Data source: DfE Statistics: Children looked after in England Reporting Year 2021 (2018-2021)

DfE data shows that D2N2 have seen an increase in the total number of looked after children of 6.8% between 2020 and 2021, rising from 3,015 to 3,222.

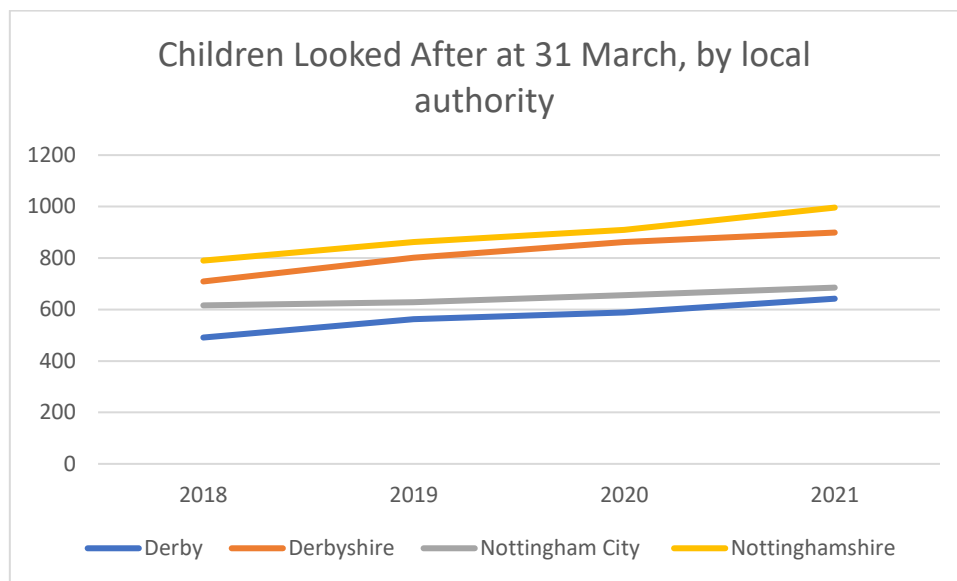
## MARKET POSITION STATEMENT – D2N2 CHILDREN IN CARE PLACEMENTS



**D2N2:** The total number of children in care at **31 March 2021** was 3,222; this is an increase of 207 (6.8%) on the previous year

At 31 March 2021, the number of children looked after by local authorities in England rose to its highest recorded level at 80,850, up 1% up from 2020 and continuing the rise seen in recent years. This is a rate of 67 per 10,000 children, the same as in 2020 and the highest rate recorded.

DfE data shows that the national trend is replicated in the D2N2 area.

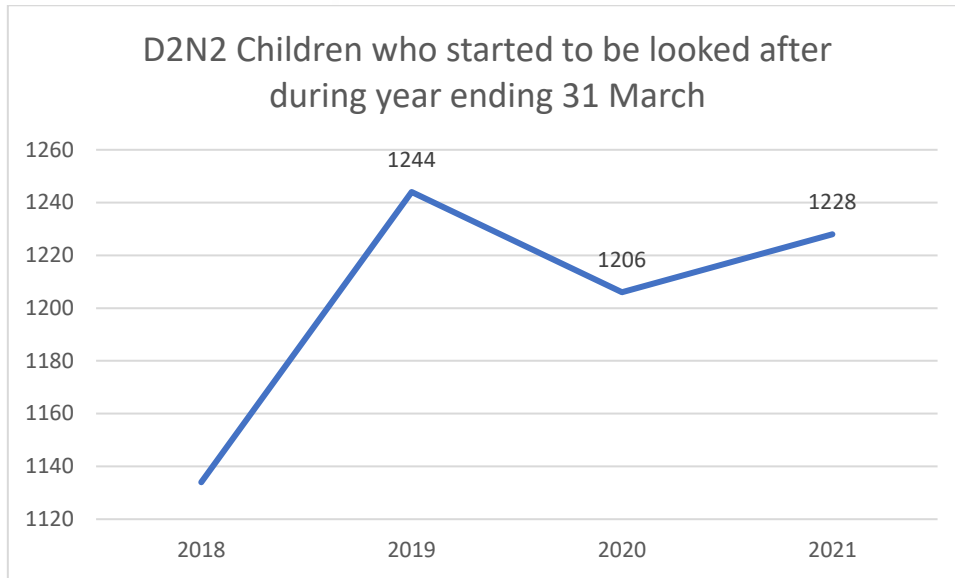


Data source: DfE Statistics: Children looked after in England Reporting Year 2021 (2018-2021)

The total number of looked after children has fluctuated over recent years; the highest increase for D2N2 was between 2018 and 2019 at 9.8%.



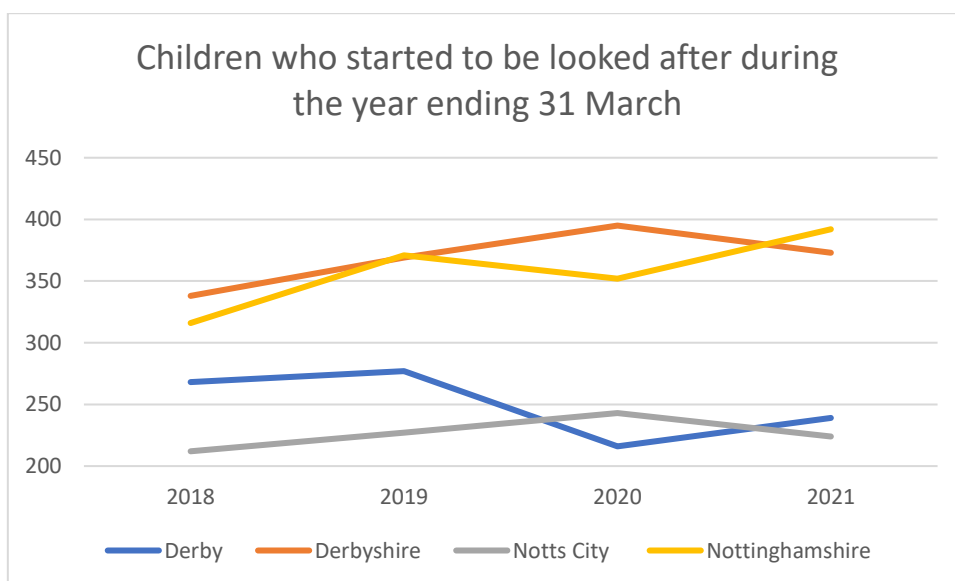
## MARKET POSITION STATEMENT – D2N2 CHILDREN IN CARE PLACEMENTS



Data source: DfE Statistics: Children looked after in England Reporting Year 2021 (2018-2021)

DfE data for 2021 shows that there has been an increase in the overall number of D2N2 children starting to be looked after going from 1,206 in year ending 31 March 2020 to 1,228 in year ending 31 March 2021.

The number of children starting to be looked after by local authorities in England during year ending 2021 has fallen by 8% compared to 2020, to 28,440. This decrease follows the national recent trend of falling numbers of children starting to be looked after from a peak in 2017. The DfE state that it is likely there was such a large decrease in 2021 because of the national lockdowns.



Data source: DfE Statistics: Children looked after in England Reporting Year 2021 (2018-2021)

## MARKET POSITION STATEMENT – D2N2 CHILDREN IN CARE PLACEMENTS



From 2020 to 2021 Nottingham City and Derbyshire saw a decrease in the number of ‘new’ children entering care, whilst Derby City and Nottinghamshire saw an increase.

In three authorities the number of ‘new’ children entering care increased between 2018 and 2019, only Derby City saw a decrease in during this period.

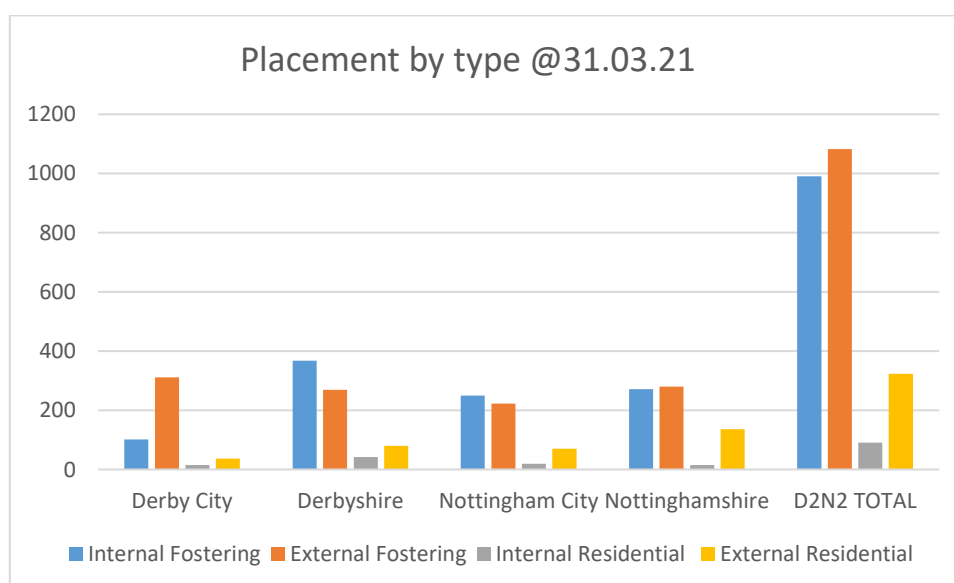
D2N2 collectively saw an increase of 22 on the figure from 2020 from 1,206, up to 1,228 in year ending 2021.

### Current Supply

D2N2 currently procure placements for children in care from a range of internal and external provision that includes; providers on our current framework solution; block contract and spot purchase placements.

Data as of 31/03/2021	Internal Foster	Independent Foster	Internal Childrens Homes	Block-Contract Childrens Homes	Independent Childrens Homes	Total
Derby City	102	311	15	0	37	465
Derbyshire	368	269	42	2	78	759
Nottingham City	250	223	19	13	57	562
Nottinghamshire	271	280	15	32	104	702
<b>D2N2 TOTAL</b>	<b>991</b>	<b>1,083</b>	<b>91</b>	<b>47</b>	<b>276</b>	<b>2,488</b>

Local D2N2 placement data as of 31 March 2021





## MARKET POSITION STATEMENT – D2N2 CHILDREN IN CARE PLACEMENTS



Through D2N2 collaboration the four authorities will continue to secure the best possible placement in an open market whilst at the same time maximising the use of internal provision.

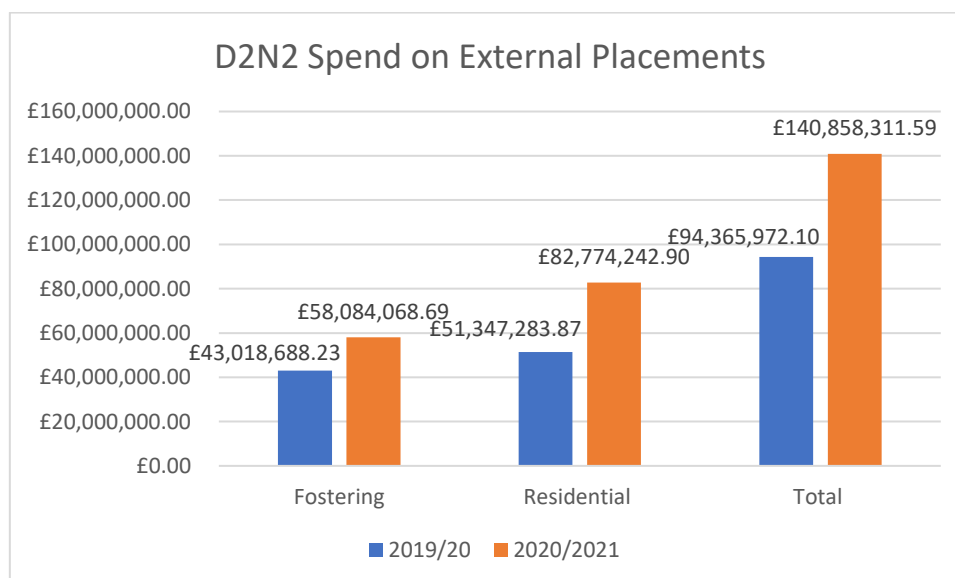
D2N2 (2020/2021)	Internal	External
Residential Children's Home	91	323
Fostering Placement	991	1,083

### Current Expenditure

D2N2 spent 140.9 million in the 2020/21 financial period on procuring external placements from residential children's home and fostering providers.

D2N2 figures show that spending has risen by over £46.5 million in 2020/21 compared to the previous year;

- Spend on fostering increased by 35%
- Spend on residential increased by 61%
- Overall external placement spend has increased by 49%



Costs have increased significantly during the past year for D2N2, like they have nationally, due to the increasing complexity of children and young people requiring placements.

## MARKET POSITION STATEMENT – D2N2 CHILDREN IN CARE PLACEMENTS



### D2N2 Commissioning Intentions

This data alongside a rising general population leads us to believe, despite plans to increase capacity in our internal provisions, that there will continue to be an increasing demand for the placement of children and young people in the independent sector.

We are committed to ensuring that our children and young people can be supported in a family placement whenever possible. We face a shortage of foster care provision and we need to increase local supply; we would ask providers to focus recruitment on carers for older children and those who because of the trauma they have faced might initially present with challenging behaviour.

We recognise that some children and young people benefit from the type of support that can only be provided via a residential children's home and in some cases, this will need to be specialist provision.

We have a cohort of children that need support when transitioning from secure children's home placements (remand & welfare) and those that are discharged from adolescent mental health provision. We also see a need for these 'specialist' children's homes as a preventative intervention to avoid the need for secure accommodation.

Wherever possible we will want children and young people who are accommodated in residential children's homes to have the opportunity to move into a family placement, we therefore want providers from both the fostering and residential sectors who are prepared to work with us on these care plans for transitions into family placements.

The **DN2 STARS Programme** began delivering in 2020. The STARS programme supports children in care or on the edge of care to achieve stable placements in a family setting. The STARS delivery approach combines proven evidence-based/informed interventions for different periods of time to reflect each foster parents, families, and young people's needs.

During the first year of delivery, the STARS service has supported over 55 young people, much of the work has involved the stabilisation of young people placed in foster care.

Positive feedback has been received around the support families have received from STARS, including from professionals and young people themselves.

#### **Children & Young People feedback:**

*"It's a really cool service."*

#### **Parent / Carer feedback:**

*"It's been a pleasure to work with Charlotte and Siobhan and I have felt supported. I feel if I have a concern, they are there to listen and support in finding a resolution for the children. We have had some difficult times but the team at STARS have supported us and helped our family unit."*

#### **Professional feedback:**

*"I really enjoyed working alongside STARS professional to gain positive outcomes for pupil and family - it was good to have the expanded support and ensure a consistent approach."*

Our foster carer exchange events which started taking place in 2021, continue to be well received by fostering agencies. These events have social work attendance from across DN2 who have young people looking for a foster carer, who also have STARS support agreed. Successful matches have been secured following these events.

## MARKET POSITION STATEMENT – D2N2 CHILDREN IN CARE PLACEMENTS



We are asking our D2N2 residential children's home and fostering providers to continue to support STARS in achieving better outcomes for children and young people; we envisage that there will be additional residential to foster cases outside of the programme, including for Derbyshire.

**Derbyshire County Council's ForwardToFoster Programme** is a very similar initiative, which has the same shared values and vision of the DN2 STARS programme. ForwardToFoster began delivering in 2021. During FTF's first year:

- 14 young people were identified as ready to move on from their residential setting into a fostering setting
- 7 moved from their previous residential setting into a more suited setting, 5 of these have been foster settings (60% IFA 40% DCC foster)
- 2 moved into DCC residential settings to continue the reintegration of being placed nearer 'home'

### **Children and Young People feedback:**

"In residential, you don't always know who is going to pick you up... when you live with a carer, you know they are going to be there."

### **IFA participant at an event feedback:**

"Get a good sense of the children and young people."

Through the collaborative working, which is commonplace within D2N2, we hope that both these programmes will continue to be successful in achieving their outcomes.

Placements and commissioning teams work closely with social care colleagues to ensure that placement requests are referred in a timely way allowing for a thorough search and information sharing with providers to offer a planned solution.

We recognise however, that too often placements are required urgently, and this puts pressure on all partners and can have a detrimental impact on outcomes for children and young people. We want to work with providers that can offer urgent and emergency placements and who will work with us to move these children on to a placement that is appropriate to their care plan.

We intend to invite the providers who are successful on our D2N2 Provider Framework to join our strategic commissioning forum and work with us on finding solutions to placing children and young people in an emergency as well as our other commissioning issues, which may include the development of block contracts.

Feedback from providers who have joined our D2N2 CiC Framework so far, has been broadly positive, and where suggestions have been made to improve consistency and efficiency, we are committed to exploring and addressing constructive feedback wherever possible.

There are over 150 registered children's homes within the D2N2 footprint, in addition to this there are over 1,200 foster carers, our aspiration therefore to have local children in local placements should be achievable.



### Concluding Remarks

The D2N2 CiC Framework commenced in February 2020. D2N2 have worked to develop sub-regional commissioning arrangements for the procurement of services for children in care, arrangements are partly in place, however we are still working on new areas to include.

D2N2 want to develop closer relationships with providers on the framework and to work together to tackle commissioning issues facing the 4 authorities via our strategic commissioning forum.

We want providers who can offer urgent and emergency placements in both foster homes and residential children's homes.

Wherever possible D2N2 children and young people in care will be supported in a family placement in their local area.

D2N2 want to see an increase in the number of foster placements available locally including for older children; where young people are placed in residential care because a foster placement was not available, we want to see proactive move to the type of placement that is identified in their care plan.

We want to have access to a range of residential provision in the D2N2 area including specialist placements for our most complex young people.

We acknowledge that we need to work closely with all our partners to achieve our ambition of:

- **Right placement; right location; right time; right price**