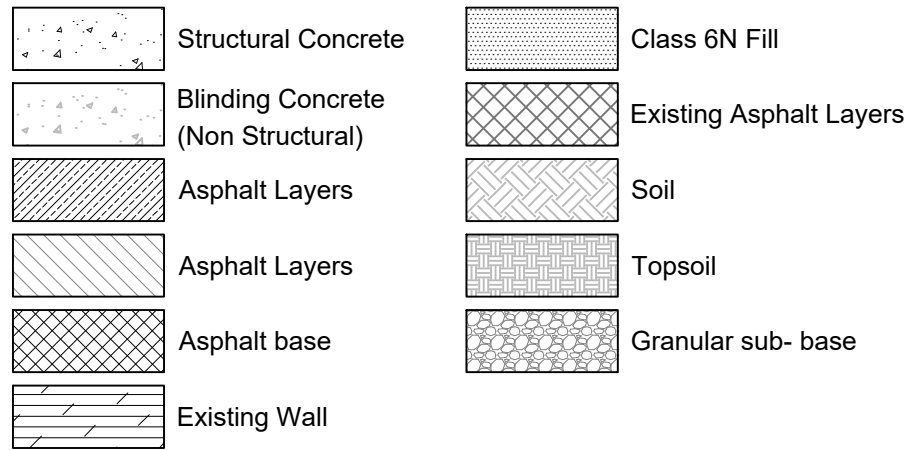


Notes	
1.	All dimensions are in millimetres unless noted otherwise.
2.	All levels are in metres relative to Ordnance Datum (OD).
3.	For Site Location and Plan see drawing 0001.
4.	All surface types assume foundation of CBR $\geq 5\%$ for Made Ground (cohesive) and CBR $\geq 20\%$ for Made Ground (granular).

Key to symbols

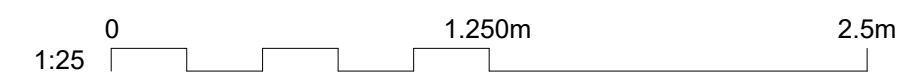
GL - Ground level

FGL - Finished ground level



Reference drawings

405363-MMD-FT-XX-DR-C-1022	General Arrangement Plan - Area of Interest 2
405363-MMD-FT-XX-DR-C-1300	Joint/ Dowel Detail Drawings
405363-MMD-FT-XX-DR-C-1310	Road/Kerb Detail Drawings
405363-MMD-FT-XX-DR-C-1400	Stop Logs Drawings
405363-MMD-FT-XX-RA-C-0001	Designer Hazard Elimination Record



P01	25/10/19	LE	First Issue - Draft Detailed Design Drawings	NC	ZH
P02	13/12/19	PJ	Second Issue - Detailed Design Drawings	FL	ZH
P03	31/01/20	LE	Third Issue - Final Detailed Design Drawings	FL	ZH
Rev	Date	Drawn	Description	Ch'k'd	App'd

Status Stamp



Mott MacDonald House
8-10 Sydenham Road
Croydon
CR0 2EE
United Kingdom
T +44 (0)20 8774 2000
F +44 (0)20 8681 5706
W www.mottmac.com

Client

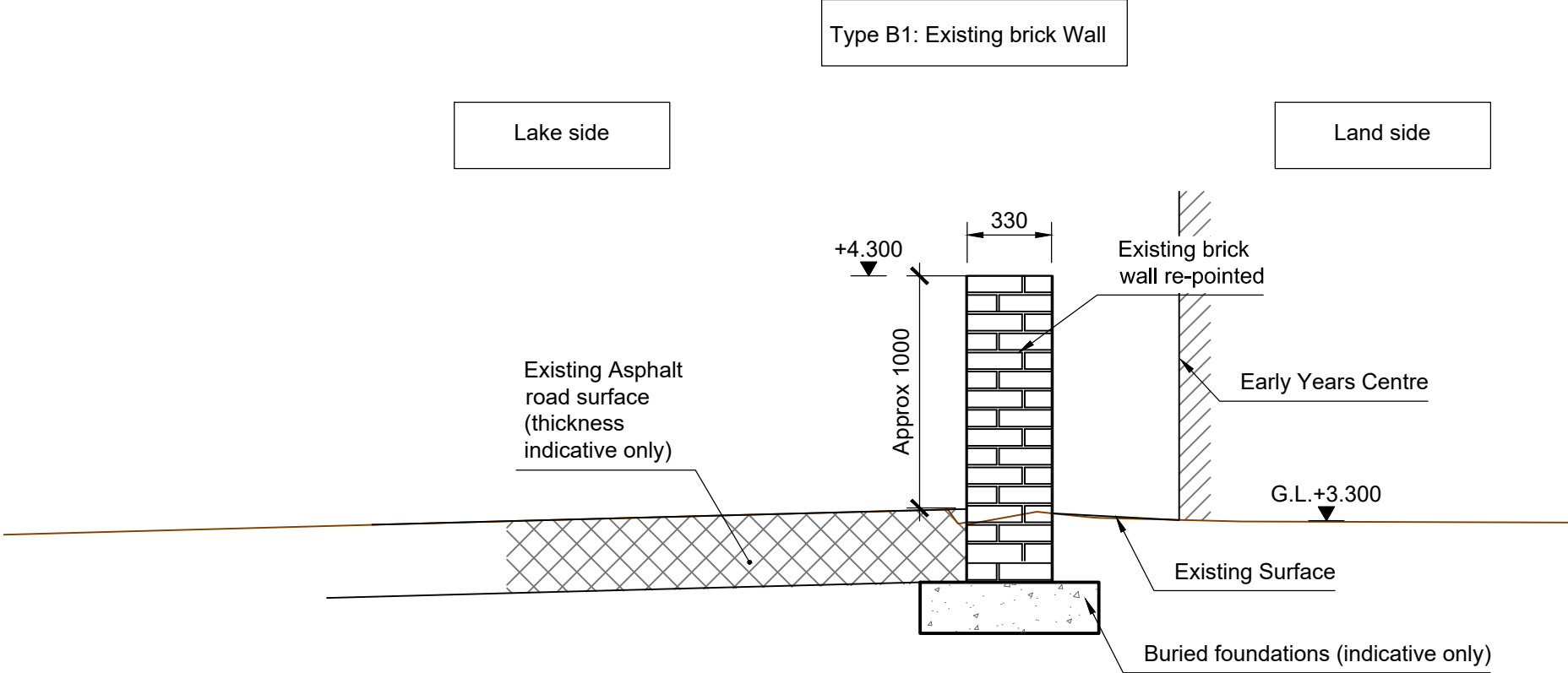
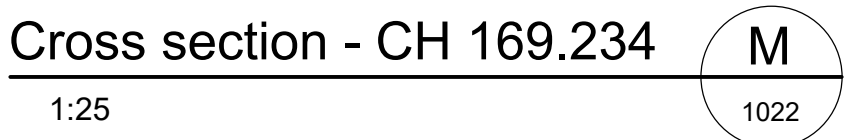


Gosport Borough Council
Town Hall
High Street
Gosport
PO12 1EB

Title	Location	Section	Notes
Gosport FCERM			
Forton			
Cross Sections			

Sheet 5 of 6

Designed	P. JURSIK	PJ	Eng check	F.J.LLOY	FL
Drawn	L.ELLINGER	LE	Coordination	N.J.CLARKE	NC
Dwg checked	External water event	Other Rep'd	Z.HUTCHISON		ZH
MMD Project Number		Scale at A1			Security STD
Suitability Description					Suit. Code
Suitable for Tender					D2
Drawing Number					Revision
405363-MMD-FT-XX-DR-C-1104					P03

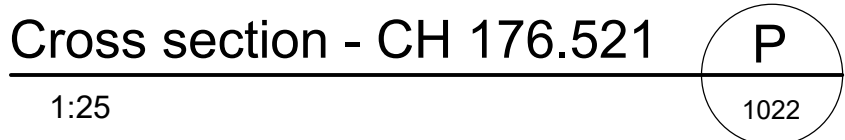


Cross section - CH 185.000

1:25

Q

1022



Safety, Health & Environmental Information

It is assumed that all works will be carried out by a competent contractor working, where appropriate, to an approved method statement.



CONSTRUCTION

- 1 Unknown underground structures and potential heritage features (DHER Ref 2)
- 2 Buried services (DHER Ref 5).
- 3 Potential for asbestos in made ground (DHER Ref 6).

OPERATION AND MAINTENANCE

4 Stop-log seals to be cleared of debris prior to installation.

5 Wall stability reduced if excavation within floodwall foundation footprint coincides